



innovation-excellence-success

18 February 2019



schoolstream

Dear Parents/Carers,

The key to successful collaboration between schools and parents is undoubtedly communication. We are excited to announce that our school has a new school app – School Stream. This is an app for iPhone, Android and iPad mobile devices.

School Stream will enable our school to send out important notifications to our community at a much faster rate all at the convenience of your mobile device. Newsletters, notes and school events will be uploaded, reminders sent through, as well as information of your child's grade/stage when at school or attending excursions.

School Stream is a very safe and organised system and is also a one stop source of information. All social media apps – Facebook, Instagram, Twitter and the school Website can now be viewed through this app.

We encourage you to read the instructions overleaf and download the app. Spend the time to look through the app features. We are certain that your child will be able to assist you in this process!

School Stream also offers a special translation feature so you can receive all notifications in your chosen language. To add this feature go into your setting and then activate Language Transition to choose your preferred language.

We look forward to providing you with the most up to date information on your child's education.

Kind Regards,

Bert Lo Campo
Principal

Cindy Maruncic
Deputy Principal

A copy of this note can be located on the school website – <http://www.quakershil-p.schools.nsw.edu.au/notes>

Quakers Hill Public School


Medlow Drive, Quakers Hill NSW 2763 T: 02 9626 9655 F: 02 9837 1152 quakershil-p.school@det.nsw.edu.au www.quakershil-p.schools.nsw.edu.au



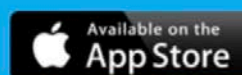
How to get the School Stream app on your mobile device

iPhone / iPad iOS

1. From your mobile device go to the **App Store** search for **School Stream**
2. Tap the **FREE/GET** button to the right of the School Stream listing
3. Tap the **INSTALL** button
4. Enter your Apple ID and password & tap **OK**
5. Wait for the install icon to change to **OPEN**
6. Tap the **OPEN** button
7. You will be prompted to accept push notifications, you will need to select **OK**
8. Start typing **your school** into the search then **SELECT your school**




If you are viewing this page on your mobile device, visit the store link below.



Android / Tablet

1. From your mobile device go to the **Play Store** search for **School Stream**
2. Tap the School Stream listing
3. Tap the **INSTALL** button
4. Tap the **ACCEPT** button
5. Wait for the app to install then tap the **OPEN** button
6. Start typing **your school** into the search then **SELECT your school**
7. Tap the **DONE** button in the top left



If you are viewing this page on your mobile device, visit the store links below.



Choose what notifications you receive

1. Open the School Stream app on your mobile device
2. Swipe left on the Stage to reveal the Notification button. Tap to turn notifications on / off.